

Step #3: Contribute

Go to the Children's Tuition Fund website via:


<https://childrenstuitionfund.org/states/illinois/>

Select "Please Click to Contribute"



The screenshot displays the website for Children's Tuition Fund Illinois. At the top left is the logo, and the navigation menu includes 'Participating States', 'Blog', 'About Us', and 'Contact'. Social media icons for Twitter and Facebook are on the right. The main content area features three green buttons: 'Information for Contributors', 'Information for Parents', and 'Information for Schools'. A large red arrow points to an orange button labeled 'Please Click to Contribute!'. The background image shows a red barn in a field with the Chicago skyline in the distance. The footer contains social media icons and the text: '© 2021 Children's Tuition Fund. A ministry of ACSI | Site Design by Muzeum Marketing'.

Click the state of Illinois icon

Select Your State



Children's
Tuition Fund



Create an account with Children's Tuition Fund

- Indicate you are a Donor
- Add personal information
- Create a password

Sign Up

Please create an account by completing the form below. If you already have an account, please login.

I am a:

Donor

First Name

Last Name

Email

Password

Confirm Password

I already have an account, take me back to sign in

Click “Donate Now”



Quick Links

[Donate Now](#)

Instructions

Contribute to Children’s Tuition Fund!

Your contribution helps deserving students attend the schools of their choice. Thank you for helping children reach their dreams!

CTF IL - Information for Contributors

Step 1 - Determine your Illinois state tax liability.

Step 2 - [Register with MyTax Illinois](#) and request a letter ID.

You will receive a letter in the mail from the state that contains your letter ID and registration information.

Step 3 - Allocate a contribution through your MyTax Illinois portal.

Step 4 - Obtain Contribution Authorization Certificate (CAC) through MyTax Illinois.

Step 5 - Submit your donation by clicking the **Donate Now** button above.

Step 6 - CTF will confirm your contribution with the state of Illinois

You will receive a receipt from the state once your contribution is confirmed

Step 7 - CTF will notify the school of your donation.

Step 8 - CTF will award your contribution to students in need at your designated school.

Specify Individual Information

- a) Select Name
- b) Address
- c) Phone Number
- d) Email

New One Time Donation

Donor Type

First Name
Middle Initial
Last Name

Address **Apt #**

City **State** **Zip**

Email Receipt To: **Contact Phone**

This information will only be used to contact you with any questions related to your donation and will not be shared.

Specify Your Contribution

- a) Upload a copy of your “Invest in Kids Contribution Application” Certificate (you can find this in the letter section of your Mytax.Illinois.gov account).
- b) Select Designated School
 - a) Select “Grace Christian Academy, Kankakee
- c) Indicate the amount you wish to donate
- d) Choose your payment method.
- e) Click “Submit Donation”

Please upload a Department of Revenue CAC Letter

No file chosen

Select Schools

Grace Christian Academy - Kankakee

▼

\$

Add Another

Payment Type

Check

▼

ALL checks **MUST** be mailed to the following address:

Children’s Tuition Fund Illinois
731 Chapel Hills Drive
Colorado Springs, CO 80920

Please confirm check date is for 2021 and made payable to **Children’s Tuition Fund Illinois**

Additional Notes or Comments? (optional)

Submit Donation

For more information, contact:

Julie Betz

jbetz@gracecrusaders.org

815-939-4579 ext. 235



OR Children's Tuition Fund directly

Lori Westlund

Lori_Westlund@acsi.org

(719) 867-5266



**Children's
Tuition Fund**

Addey Vaters

Addey_Vaters@acsi.org

(719) 867-0247