



Children's
Tuition Fund

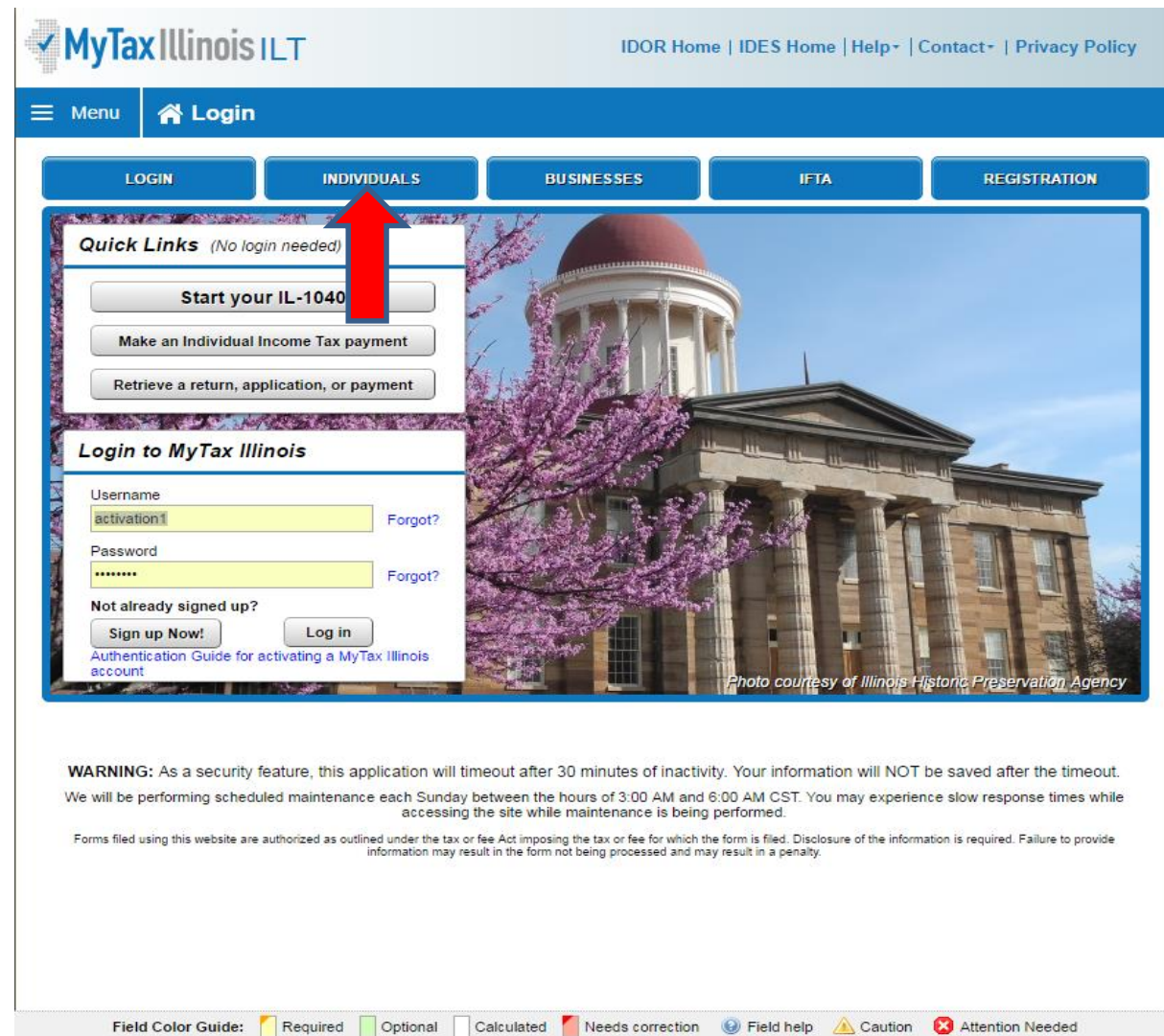
Invest in Kids Act tax credits

Before you can Contribute

Step #1 Obtain a “Letter ID.”

Substep a:

Go to mytax.illinois.gov
and click on the
“Individuals” tab.



The screenshot displays the MyTax Illinois website interface. At the top, the header includes the MyTax Illinois logo and navigation links for IDOR Home, IDES Home, Help, Contact, and Privacy Policy. Below the header is a blue navigation bar with a Menu icon and a Login button. A secondary navigation bar contains tabs for LOGIN, INDIVIDUALS, BUSINESSES, IFTA, and REGISTRATION. The INDIVIDUALS tab is highlighted with a red arrow. Below the navigation bar, there is a Quick Links section with buttons for 'Start your IL-1040', 'Make an Individual Income Tax payment', and 'Retrieve a return, application, or payment'. Below this is a Login to MyTax Illinois section with fields for Username (containing 'activation1') and Password (containing '*****'), each with a 'Forgot?' link. There are also buttons for 'Sign up Now!' and 'Log in'. A link for 'Authentication Guide for activating a MyTax Illinois account' is provided. The background of the page features a large image of the Illinois State Capitol building. At the bottom, there is a warning message about a 30-minute timeout and a notice about scheduled maintenance on Sundays. A footer section contains a Field Color Guide with icons for Required, Optional, Calculated, Needs correction, Field help, Caution, and Attention Needed.

Before you can Contribute

Substep b: Click on “Request a Letter ID”

You will need your Social Security number, your Drivers License number, and your email for confirmation to be sent.

Submit your request and in 7 to 10 days you should receive via USPS a letter containing your ID.

Once you have the Letter ID in hand you can proceed to Step #2.



The screenshot shows the MyTax Illinois website interface. At the top, there is a navigation bar with the MyTax Illinois logo and links for IDOR Home, IDES Home, Help, Contact, and Privacy Policy. Below this is a blue header with a Menu icon, a Login link, and the word 'Individuals'. A secondary navigation bar contains buttons for LOGIN, INDIVIDUALS, BUSINESSES, IFTA, and REGISTRATION. The main content area is titled 'INDIVIDUALS' and includes a link for users with existing accounts. It is divided into four sections: Non-login Return Filing, Inquiries, Payments, and Miscellaneous. The 'Miscellaneous' section contains the link 'Request a Letter ID', which is highlighted by a red arrow. Other links in this section include 'File a Us Tax Return (Form ST-44)', 'File a Use Tax Return (Form RC-44)', 'Re-print Asset Card', 'File a Control Commission complaint', and 'Investment Program'. At the bottom, there is a footer with a link to the Electronic Services page and a 'Field Color Guide' for required, optional, calculated, and needs correction fields.

MyTax Illinois

IDOR Home | IDES Home | Help | Contact | Privacy Policy

Menu Login » Individuals

LOGIN INDIVIDUALS BUSINESSES IFTA REGISTRATION

INDIVIDUALS

If you already have a MyTax Illinois account, [you may login here.](#)

Non-login Return Filing

- [File an original return \(IL-1040\)](#)
- [Retrieve a saved or submitted Form IL-1040](#)

Inquiries

- [Where's my refund?](#)
- [Look up my Form 1099-G](#)
- [IL-PIN Inquiry](#)
- [Statewide Tax Lien Registry](#)

Payments

- [Make an IL-1040, IL-1040-ES, or IL-505-I payment](#)
- [Look up my estimated / extension payments](#)

Miscellaneous

- [Request a Letter ID](#)
- [File a Us Tax Return \(Form ST-44\)](#)
- [File a Use Tax Return \(Form RC-44\)](#)
- [Re-print Asset Card](#)
- [File a Control Commission complaint](#)
- [Investment Program](#)

For more information and other e-Services, go to: <http://tax.illinois.gov/ElectronicServices/Individuals>
(This will take you to the Illinois Department of Revenue e-Services page.)

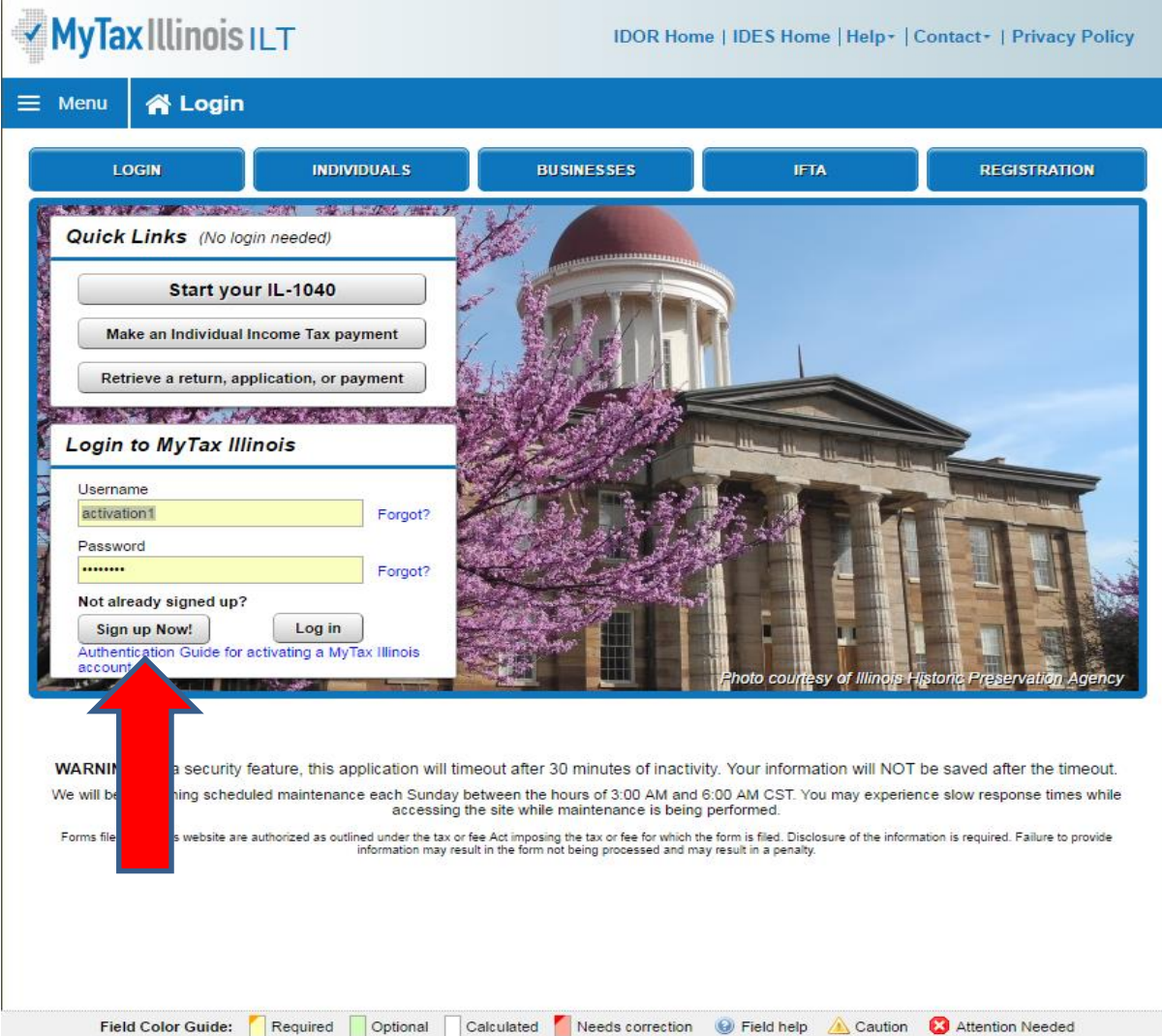
Field Color Guide: Required Optional Calculated Needs correction Field help Caution Attention Needed

Before you can Contribute

Step #2 Allocate a contribution

a) Login to MyTax.Illinois

(If clients do not have a login they must create an account on mytax.Illinois.gov by clicking the “Sign up Now” gray button at the bottom left of the Login to MyTax Illinois box.)



The screenshot shows the MyTax Illinois website interface. At the top, there is a navigation bar with links for IDOR Home, IDES Home, Help, Contact, and Privacy Policy. Below this is a blue header with a Menu icon and a Login button. The main content area features a large background image of the Illinois State Capitol building. Overlaid on this is a 'Quick Links' section with buttons for 'Start your IL-1040', 'Make an Individual Income Tax payment', and 'Retrieve a return, application, or payment'. Below the quick links is the 'Login to MyTax Illinois' section, which contains fields for Username (with 'activation1' entered) and Password (with '*****' entered). There are 'Forgot?' links for both fields. At the bottom of this section are two buttons: 'Sign up Now!' and 'Log in'. A red arrow points to the 'Sign up Now!' button. Below the login section, there is a 'WARNING' message about a 30-minute timeout and a note about scheduled maintenance on Sundays. At the very bottom, there is a 'Field Color Guide' with icons for Required, Optional, Calculated, Needs correction, Field help, Caution, and Attention Needed.

Before you can Contribute

Step #2

Allocate a contribution

- Login to MyTax.Illinois
- Fill out SSN, your letter ID, lookup your pin# on the form. Once complete – you can Log In with your new Username & Password.

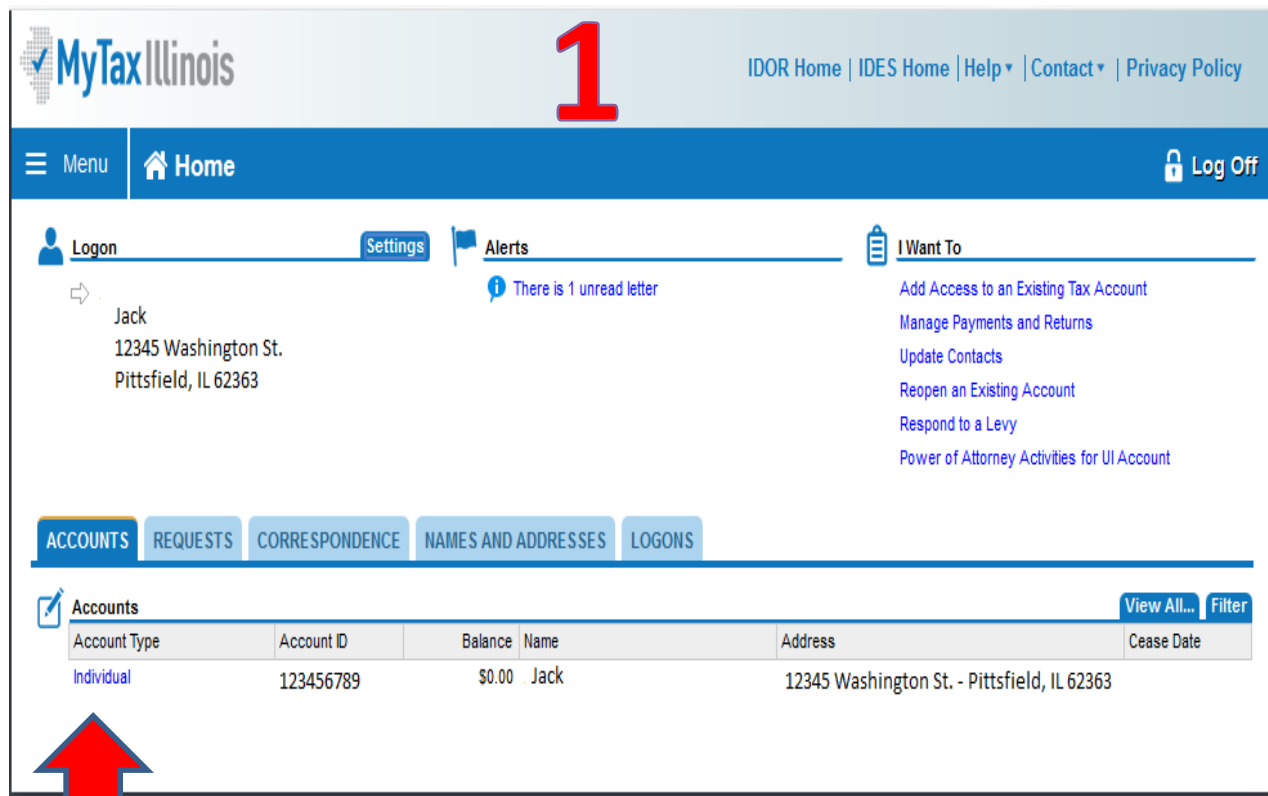
The screenshot displays the MyTax Illinois website interface. At the top, there is a navigation bar with links for IDOR Home, IDES Home, Help, Contact, and Privacy Policy. Below this is a blue header with a 'Menu' icon and a 'Login' button. The main content area features a 'Quick Links' section with buttons for 'Start your IL-1040', 'Make an Individual Income Tax payment', and 'Retrieve a return, application, or payment'. Below the quick links is a 'Login to MyTax Illinois' section with fields for 'Username' (containing 'activation1') and 'Password' (masked with asterisks). There are 'Forgot?' links for both fields. Below the login fields, there is a 'Not already signed up?' section with 'Sign up Now!' and 'Log in' buttons. A red arrow points to the 'Sign up Now!' button. The background of the login section shows a photo of the Illinois State Capitol building. At the bottom, there is a 'Field Color Guide' with icons for Required (yellow), Optional (green), Calculated (white), Needs correction (red), Field help (blue), Caution (yellow triangle), and Attention Needed (red X).

Before you can Contribute

Step #2

Allocate a contribution

- c) Select “Individual” to bring up more options
- d) Select the “Contribute to Invest in Kids”
- e) Select the check box under Acknowledgement, and click on Next.



1

MyTax Illinois

IDOR Home | IDES Home | Help | Contact | Privacy Policy

Menu Home Individual: P99804550 Log Off

Logon Settings Alerts I Want To

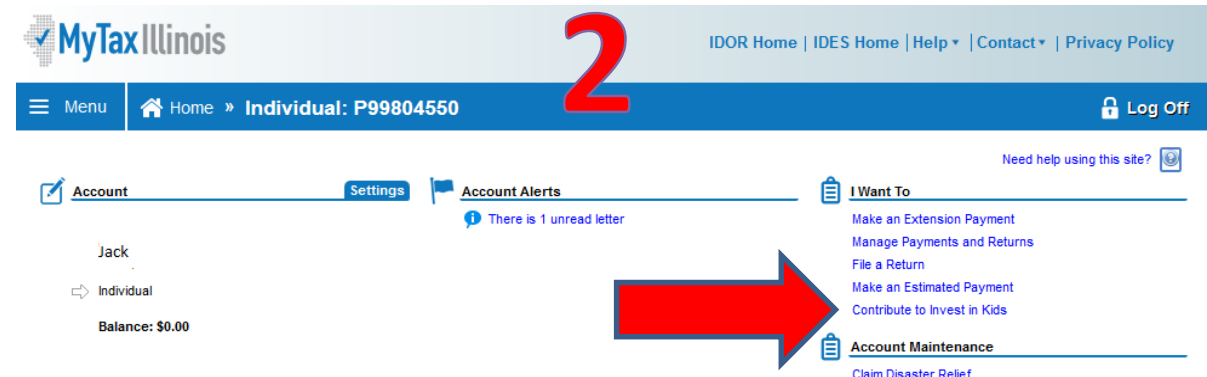
There is 1 unread letter

Jack
12345 Washington St.
Pittsfield, IL 62363

ACCOUNTS REQUESTS CORRESPONDENCE NAMES AND ADDRESSES LOGONS

Account Type	Account ID	Balance	Name	Address	Cease Date
Individual	123456789	\$0.00	Jack	12345 Washington St. - Pittsfield, IL 62363	

A red arrow points to the 'Individual' account type in the table.



2

MyTax Illinois

IDOR Home | IDES Home | Help | Contact | Privacy Policy

Menu Home Individual: P99804550 Log Off

Account Settings Account Alerts I Want To

There is 1 unread letter

Jack
Individual
Balance: \$0.00

Need help using this site?

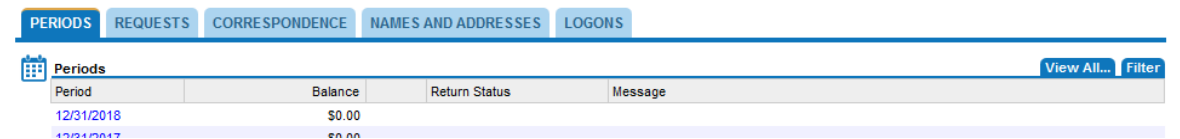
I Want To

- Make an Extension Payment
- Manage Payments and Returns
- File a Return
- Make an Estimated Payment
- Contribute to Invest in Kids

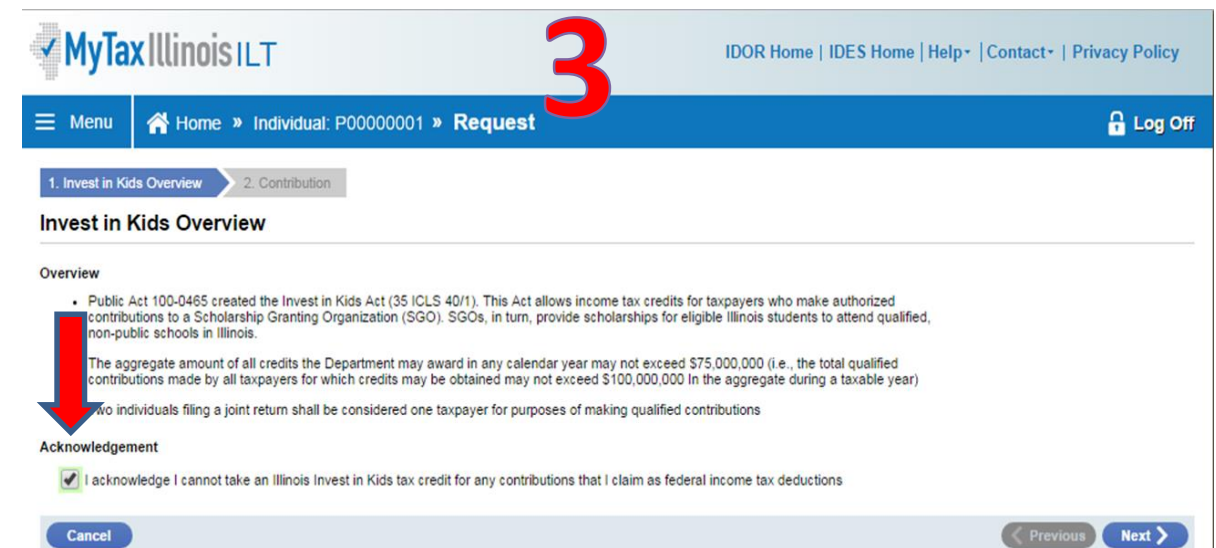
Account Maintenance

- Claim Disaster Relief

A red arrow points to the 'Contribute to Invest in Kids' link.



Period	Balance	Return Status	Message
12/31/2018	\$0.00		
12/31/2017	\$0.00		



3

MyTax Illinois ILT

IDOR Home | IDES Home | Help | Contact | Privacy Policy

Menu Home Individual: P00000001 Request Log Off

1. Invest in Kids Overview 2. Contribution

Invest in Kids Overview

Overview

- Public Act 100-0465 created the Invest in Kids Act (35 ICLS 40/1). This Act allows income tax credits for taxpayers who make authorized contributions to a Scholarship Granting Organization (SGO). SGOs, in turn, provide scholarships for eligible Illinois students to attend qualified, non-public schools in Illinois.

The aggregate amount of all credits the Department may award in any calendar year may not exceed \$75,000,000 (i.e., the total qualified contributions made by all taxpayers for which credits may be obtained may not exceed \$100,000,000 in the aggregate during a taxable year)

Two individuals filing a joint return shall be considered one taxpayer for purposes of making qualified contributions

Acknowledgement

☒ I acknowledge I cannot take an Illinois Invest in Kids tax credit for any contributions that I claim as federal income tax deductions

Cancel Previous Next

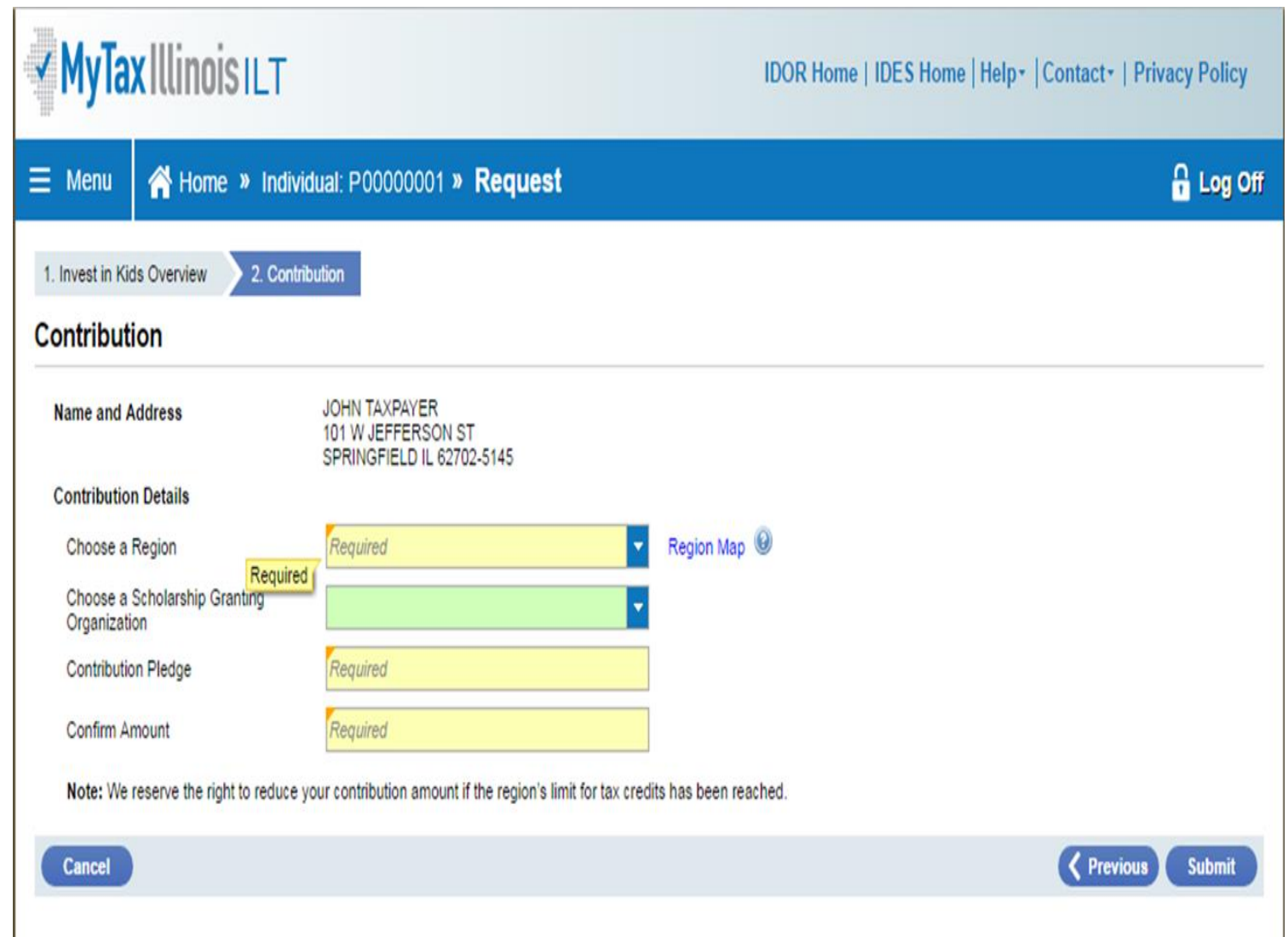
A red arrow points to the Acknowledgement checkbox.

Before you can Contribute

Step #2

Allocate a Contribution

- f) Choose a region from the drop down menu.
- g) Choose “Children’s Tuition Fund of Illinois” - for the SGO
- h) Enter the pledge
- i) Confirm Amount and Submit.



MyTax Illinois ILT

IDOR Home | IDES Home | Help | Contact | Privacy Policy

Menu Home » Individual: P00000001 » Request Log Off

1. Invest in Kids Overview 2. Contribution

Contribution

Name and Address JOHN TAXPAYER
101 W JEFFERSON ST
SPRINGFIELD IL 62702-5145

Contribution Details

Choose a Region Required Region Map

Choose a Scholarship Granting Organization Required

Contribution Pledge Required

Confirm Amount Required

Note: We reserve the right to reduce your contribution amount if the region's limit for tax credits has been reached.

Cancel Previous Submit

Before you can Contribute

Step #2 Allocate a Contribution

(A “Contribution Authorization Certificate” (or CAC) will appear in the account shortly and the contributor will receive an email confirmation.)

- j) From the home screen, select “Correspondence Tab”
- k) Next, select “Invest in Kids Contributn Appl” and the certificate will open.
- l) Save the Certificate to the computer.

The screenshot displays the MyTax Illinois web application interface. At the top, the header includes the MyTax Illinois logo, navigation links (IDOR Home, IDES Home, Help, Contact, Privacy Policy), and a Log Off button. Below the header, a user profile section shows the name Jack, address 12345 Wasington St., Pittsfield, IL 62363, and last login on 1/20/2018. A settings button and an alerts section (indicating 6 unread letters) are also present. A 'I Want To' section lists various actions like 'Add Access to an Existing Tax Account' and 'Manage Payments and Returns'. A horizontal menu bar contains tabs for ACCOUNTS, REQUESTS, CORRESPONDENCE, NAMES AND ADDRESSES, and LOGONS. The CORRESPONDENCE tab is selected and highlighted. Below this menu, there are two sections: 'Messages' (showing 'No unread messages') and 'Unread Letters' (showing a list of letters including 'Invest in Kids Contributn Appl', four '1099-G Letter's, and a 'MyTax Access Request'). A red arrow points from the 'View Messages' button to the 'Unread Letters' section, and another red arrow points from the 'CORRESPONDENCE' tab to the 'Unread Letters' section.

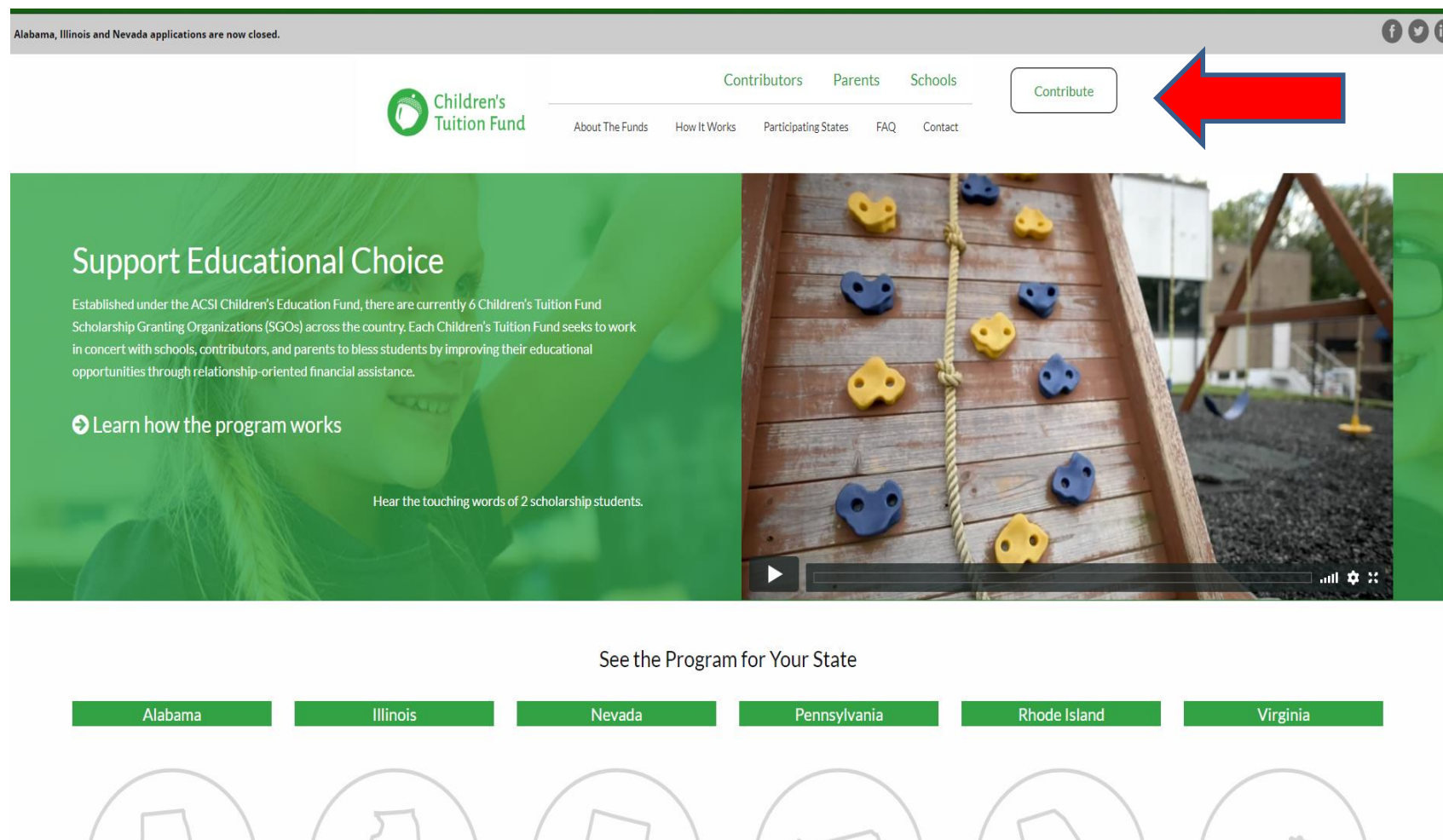
Contribute

Step #1

Go to the Children's Tuition Fund website via:

www.childrenstuitionfund.org

Select "Contribute"



Contribute

Step #2

- a) Enter name, address, phone and email
- b) Select Children's Tuition Fund of IL,
(more options will pop up below)
- c) In order to upload the "Contribution Authorization Certificate", click the "browse" button, then find and click on the file you saved from the mytax.Illinois.gov site and upload
- d) Select "Individual" under Contribution Type

Contribute to Children's Tuition Fund!

Your contribution helps deserving students attend the schools of their choice. Thank you for helping children reach their dreams!

Name *

First NameLast Name

Address *

CityStateZIP Code

Phone

Email *

You will receive an email confirmation upon submission.

Specify Your Contribution

Yes, I want to redirect part of my state tax liability to provide scholarships for students to attend the schools of their choice!

Please direct my contribution to: *

☐ Children's Tuition Fund of AL

☐ Children's Tuition Fund of IL

☐ Children's Tuition Fund of NV

☐ Children's Tuition Fund of PA

☐ Children's Tuition Fund of RI

☐ Children's Tuition Fund of VA

Contribution Details


Contribution Method: *

☐ Credit Card

☐ Direct debit

☐ Check

☐ Marketable Securities (Security Transfer)



Contribute

Step #3

- a) Select “Designated School” to contribute Grace Christian Academy
- a) Below this section, enter the contribution details (the amount you originally entered on the MyTax.Illinois.gov site)
- b) Select & complete your payment method
- c) Submit

Please direct my contribution to: *

- ☐ Children's Tuition Fund of AL
- ☒ Children's Tuition Fund of IL
- ☐ Children's Tuition Fund of NV
- ☐ Children's Tuition Fund of PA
- ☐ Children's Tuition Fund of VA

I wish to remain anonymous

- ☐ Yes

Your name will be shared with the designated school(s) unless this is checked

In order to contribute to Children's Tuition Fund of IL, you must first file your contribution with the state Dept. of Revenue on the [My Tax Illinois](#) website. [Find out more.](#)

Please attach a copy of your Contribution Authorization Certificate *

Choose File No file chosen

According to IL regulations, your contribution will not be processed without Authorization confirmation.

Please select your contribution type: *

- ☒ Individual
- ☐ Corporate

Please indicate your preferred method of funding: *

- ☐ General fund
- ☒ Designated School

Please select your preferred school from this Recognized Schools list: *

If your preferred school is not shown, it is not approved to receive a scholarship contribution. You must select an approved school or select the General Fund option above.

If you wish to designate additional school(s), please enter school name(s) and amount(s) here:



Children's
Tuition Fund

For more information:

Addey Vaters, Administrative Assistant

Children's Tuition Fund of Illinois

719-867-0247

Addey_Vaters@ACSI.org